

LIVE REPORT

GLOBAL FG ENTERPRISES LLC

Tradestyle(s): -

ACTIVE **HEADQUARTERS**

D-U-N-S Number: 07-953-7396
Phone: +1 678 935 6101

Address: 3780 Old Norcross Rd Ste 103-283, Duluth, GA, 30096, United States Of America

Endorsement: terisahm@hotmail.com

Exclude from Portfolio Insight: No

Folders: All Companies, My Companies, Other

Summary

KEY DATA ELEMENTS (Formerly: SCORE BAR)

KDE Name	Current Status	Details
PAYDEX®	↑ 74	9 Days Beyond Terms
Delinquency Score	↓ 96	Low Risk of severe payment delinquency.
Failure Score	↑ 73	Low to Moderate Risk of severe financial stress.
D&B Viability Rating	4 5 C K	View More Details
Bankruptcy Found	● No	
D&B Rating	--	Undetermined.

COMPANY PROFILE ⓘ

D-U-N-S

07-953-7396

Legal Form

Corporation (US)

History Record

Clear

Ownership

Not publicly traded

Mailing Address

UNITED STATES

Telephone

+1 678 935 6101

Present Control Succeeded

2007

Employees

4 (3 here)

Age (Year Started)

16 Years (2007)

Named Principal

Clarence Hester, PRESIDENT

Line of Business

Accounting/auditing/bookkeeping

SIC

8721

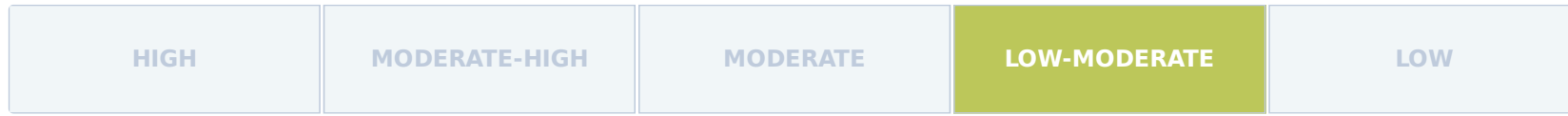
NAICS

541219



OVERALL BUSINESS RISK ⓘ

Dun & Bradstreet thinks...



Overall assessment of this organization over the next 12 months:	Stable Condition
Based on the predicted risk of business discontinuation:	Likelihood-Of-Continued-Operations
Based on the predicted risk of severely delinquent payments:	Very Low Potential For Severely Delinquent Payments

D&B MAX CREDIT RECOMMENDATION

MAXIMUM CREDIT RECOMMENDATION

US\$ 22,500

The recommended limit is based on a low probability of severe delinquency.


FAILURE SCORE (Formerly Financial Stress Score)

Company's Risk Level


LOW-MODERATE

Probability of failure over the next 12 months

0.12 %



Past 12 Months



DELINQUENCY SCORE (Formerly Commercial Credit Score)

Company's Risk Level


LOW

Probability of delinquency over the next 12 months

1.07 %




Past 12 Months




VIABILITY RATING SUMMARY


Viability Score



Data Depth Indicator




Portfolio Comparison



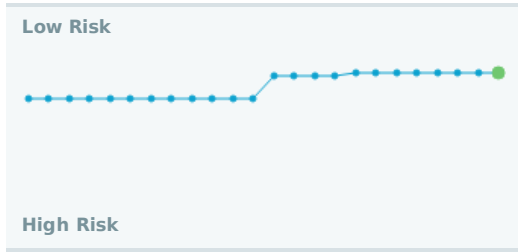


D&B PAYDEX®




9 days beyond terms

Past 24 Months

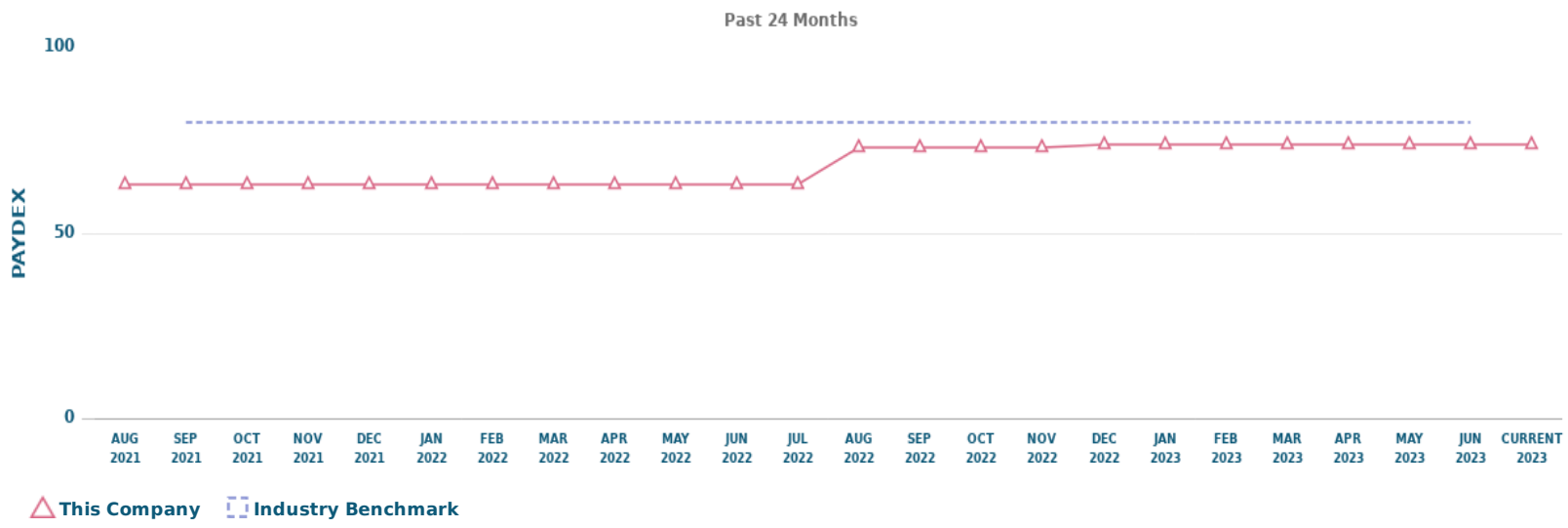


D&B PAYDEX - 3 MONTHS



ON TERMS

PAYDEX® TREND CHART



SBRI ORIGINATION



No SBRI Origination Score data is currently available.

D&B RATING

Special Rating

-- : Undetermined

Current Rating as of 09/05/2014

LEGAL EVENTS

Events	Occurrences	Last Filed
Bankruptcies	0	-
Judgements	0	-
Liens	0	-
Suits	0	-
UCC	0	-

DETAILED TRADE RISK INSIGHT™

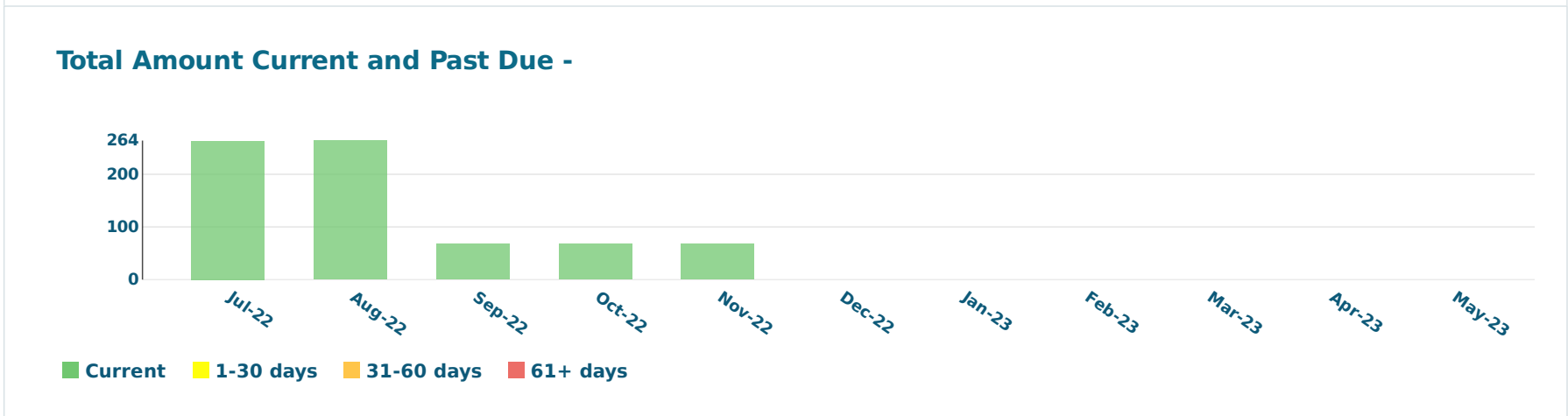
3 Months
From to

High Risk (120+) Low Risk (0)

Recent Derogatory Events

Status	Apr-23	May-23	Jun-23
Placed for Collection	-	-	-
Bad Debt Written Off	-	-	-

DETAILED TRADE RISK INSIGHT™ 12 MONTH TREND



FINANCIAL OVERVIEW - BALANCE SHEET

Balance Sheet [1]	Amount [2]	Last 2 Years
Interim		
2. (In Single Units)		
Source: D&B		

TRADE PAYMENTS

Highest Past Due:

0

Highest Now Owning	Total Trade Experiences	Largest High Credit
0	4	250

FINANCIAL OVERVIEW - PROFIT AND LOSS

Profit & Loss ^[1]

Amount ^[2]

Last 2 Years

Interim
2. (In Single Units)
Source: D&B

OWNERSHIP

Subsidiaries

-

Branches

1

Total Members

2

This company is a Global Ultimate, Domestic Ultimate, Headquarters.

	Global Ultimate	Domestic Ultimate
Name	Global Fg Enterprises LLC	Global Fg Enterprises LLC
Country	United States	United States
D-U-N-S	07-953-7396	07-953-7396
Others	-	-

FINANCIAL OVERVIEW - KEY BUSINESS RATIOS



No Data Available

ALERTS ⓘ



There are no alerts for this D-U-N-S Number.

WEB & SOCIAL POWERED BY FIRSTRAIN



No Data Available


COUNTRY/REGIONAL INSIGHT



United States Of America

A last-minute deal on the debt-ceiling suspension has calmed markets and re-instilled confidence in the political centre, prompting us to upgrade the country's overall rating outlook.

Risk Category



Available Reports

Country Insight Report (CIR) ⓘ
Current Publication Date: 06/16/2023

Country Insight Snapshot (CIS) ⓘ
Current Publication Date: 06/16/2023

STOCK PERFORMANCE



No stock performance data is available for this D-U-N-S Number.

NOTES

[Add Note](#)



No notes is available for this D-U-N-S Number.

PEOPLE

Current Principals	New Appointments	Resignations	Closures
0	0	0	0

The scores and ratings included in this report are designed as a tool to assist the user in making their own credit related decisions, and should be used as part of a balanced and complete assessment relying on the knowledge and expertise of the reader, and where appropriate on other information sources. The score and rating models are developed using statistical analysis in order to generate a prediction of future events. Dun & Bradstreet monitors the performance of thousands of businesses in order to identify characteristics common to specific business events. These characteristics are weighted by significance to form rules within its models that identify other businesses with similar characteristics in order to provide a score or rating.

Dun & Bradstreet's scores and ratings are not a statement of what will happen, but an indication of what is more likely to happen based on previous experience. Though Dun & Bradstreet uses extensive procedures to maintain the quality of its information, Dun & Bradstreet cannot guarantee that it is accurate, complete or timely, and this may affect the included scores and ratings. Your use of this report is subject to applicable law, and to the terms of your agreement with Dun & Bradstreet.

Detailed Trade Risk Insight™

Detailed Trade Risk Insight provides detailed updates on over 1.5 billion commercial trade experiences collected from more than 260 million unique supplier/purchaser relationships.

DAYS BEYOND TERMS - PAST 3 & 12 MONTHS

3 Months of to
Days Beyond Terms : Days

High Risk (150)

Low Risk (0)

Dollar-weighted average of payment experiences reported from companies.

12 months of Mar-22 to Feb-23
Days Beyond Terms : 8 Days

High Risk (150)

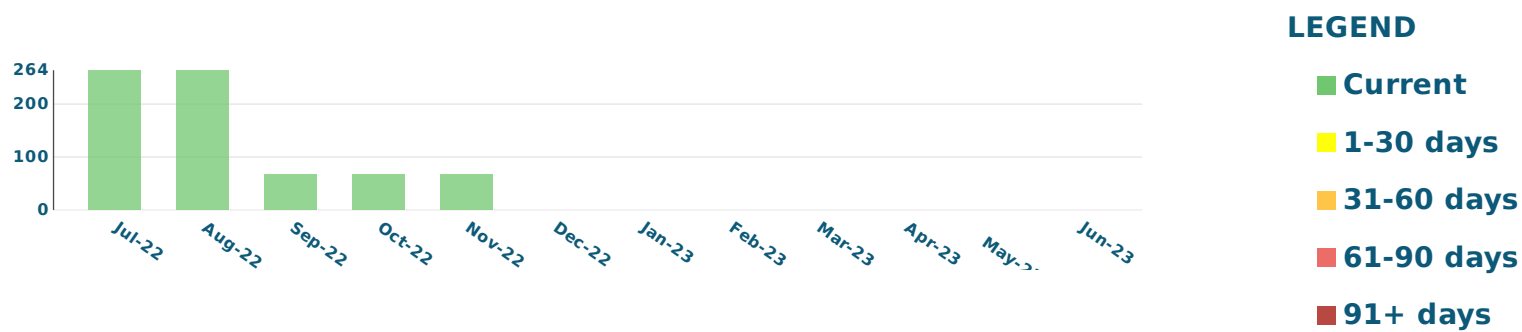
Low Risk (0)

Dollar-weighted average of 2 payment experiences reported from 2 companies.

DEROGATORY EVENTS LAST 12 MONTHS FROM JUL-22 TO JUN-23

No Derogatory trade Event has been reported on this company for the past 13 Months

TOTAL AMOUNT CURRENT AND PAST DUE - 12 MONTH TREND FROM JUL-22 TO JUN-23

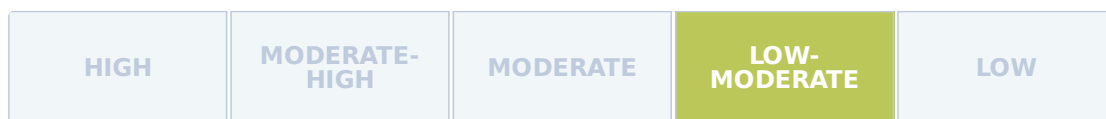


Status	Jul-22	Aug-22	Sep-22	Oct-22	Nov-22	Dec-22	Jan-23	Feb-23	Mar-23	Apr-23	May-23	Jun-23
Total	263	264	68	68	68	0	0	0	0	0	0	0
Current	263	264	68	68	68	0	0	0	0	0	0	0
1-30 Days Past Due	0	0	0	0	0	0	0	0	0	0	0	0
31-60 Days Past Due	0	0	0	0	0	0	0	0	0	0	0	0
61-90 Days Past Due	0	0	0	0	0	0	0	0	0	0	0	0
91+ Days Past Due	0	0	0	0	0	0	0	0	0	0	0	0

Risk Assessment

D&B RISK ASSESSMENT

OVERALL BUSINESS RISK



Dun & Bradstreet thinks...

- Overall assessment of this organization over the next 12 months: **STABLE CONDITION**
- Based on the predicted risk of business discontinuation: **LIKELIHOOD-OF-CONTINUED-OPERATIONS**
- Based on the predicted risk of severely delinquent payments: **VERY LOW POTENTIAL FOR SEVERELY DELINQUENT PAYMENTS**

MAXIMUM CREDIT RECOMMENDATION

US\$ 22,500

The recommended limit is based on a low probability of severe delinquency.


D&B VIABILITY RATING SUMMARY

The D&B Viability Rating uses D&B's proprietary analytics to compare the most predictive business risk indicators and deliver a highly reliable assessment of the probability that a company will go out of business, become dormant/inactive, or file for bankruptcy/insolvency within the next 12 months. The D&B Viability Rating is made up of 4 components:

Viability Score

Compared to All US Businesses within the D&B Database:

- Level of Risk: **Low Risk**
- Businesses ranked **4** have a probability of becoming no longer viable: **5 %**
- Percentage of businesses ranked **4**: **14 %**
- Across all US businesses, the average probability of becoming no longer viable: **14 %**



Portfolio Comparison

Compared to All US Businesses within the same MODEL SEGMENT:

- Model Segment : **Established Trade Payments**
- Level of Risk: **Moderate Risk**
- Businesses ranked **5** within this model segment have a probability of becoming no longer viable: **5 %**
- Percentage of businesses ranked **5** with this model segment: **11 %**
- Within this model segment, the average probability of becoming no longer viable: **5 %**



Data Depth Indicator

Data Depth Indicator:

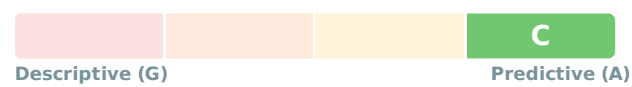
- ✓ Rich Firmographics
- ✓ Extensive Commercial Trading Activity
- ✗ No Financial Attributes

Greater data depth can increase the precision of the D&B Viability Rating assessment.

To help improve the current data depth of this company, you can ask D&B to make a personalized request to this company on your behalf to obtain its latest financial information. To make the request, click the link below. Note, the company must be saved to a folder before the request can be made.

Request Financial Statements

Reference the FINANCIALS tab for this company to monitor the status of your request.



Company Profile:


Company Profile Details:

- Financial Data: **False**
- Trade Payments: **Available: 3+Trade**
- Company Size: **Small: Employees: <10 and Sales: <\$10K or Missing**
- Years in Business: **Established: 5+**



Financial Data	Trade Payments	Company Size	Years in Business
False	Available: 3+Trade	Small	Established

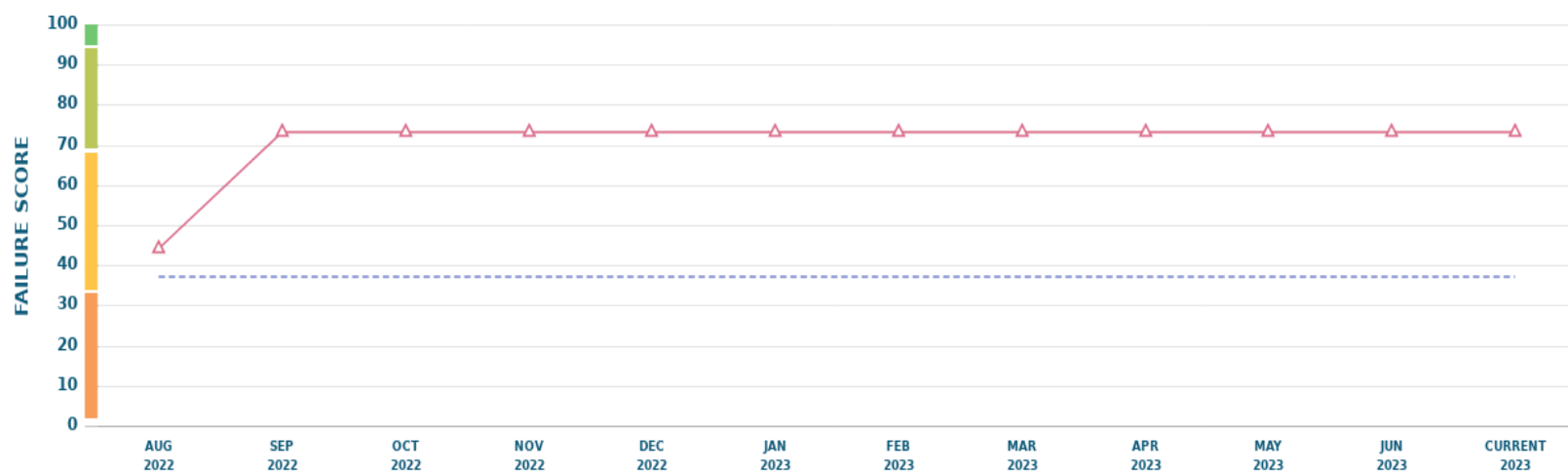
FAILURE SCORE FORMERLY FINANCIAL STRESS SCORE



- Low proportion of satisfactory payment experiences to total payment experiences
- High proportion of past due balances to total amount owing

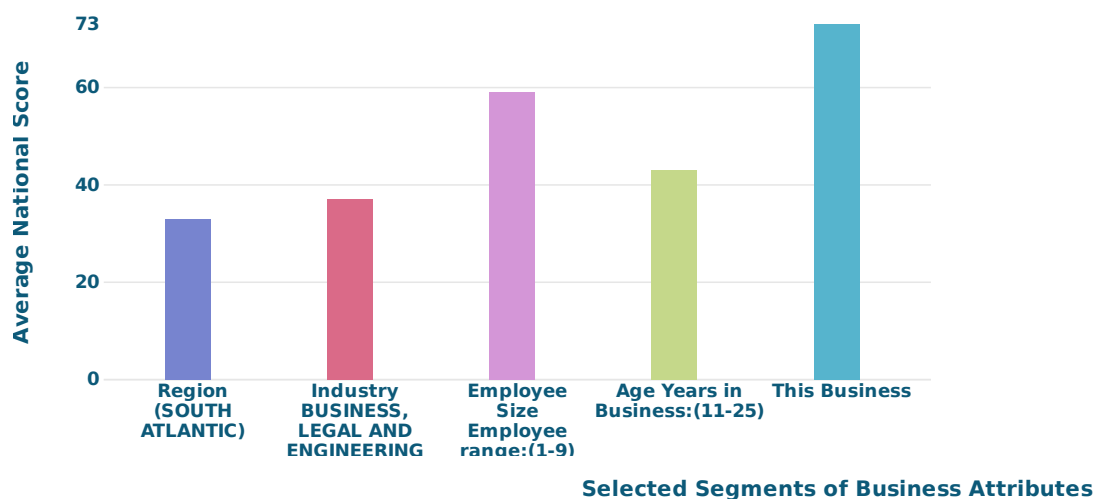
Level of Risk	Raw Score	Probability of Failure	Average Probability of Failure for Businesses in D&B Database	Class
Low-Moderate	1518	0.12 %	0.48	2

Business and Industry Trends



△ FAILURE SCORE □ Industry Median Quartile

BUSINESS AND INDUSTRY COMPARISON



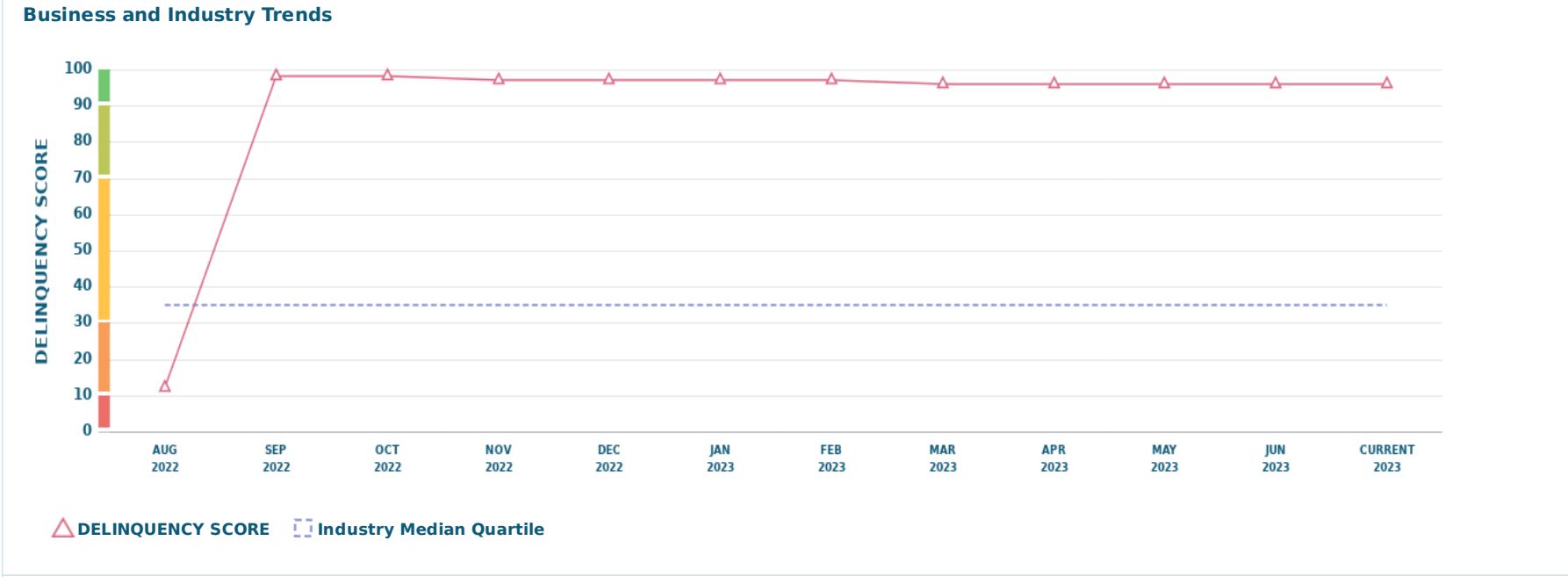
Norms National %

Norms	National %
This Business	73
Region:(SOUTH ATLANTIC)	33
Industry:BUSINESS, LEGAL AND ENGINEERING SERVICES	37
Employee range:(1-9)	59
Years in Business:(11-25)	43

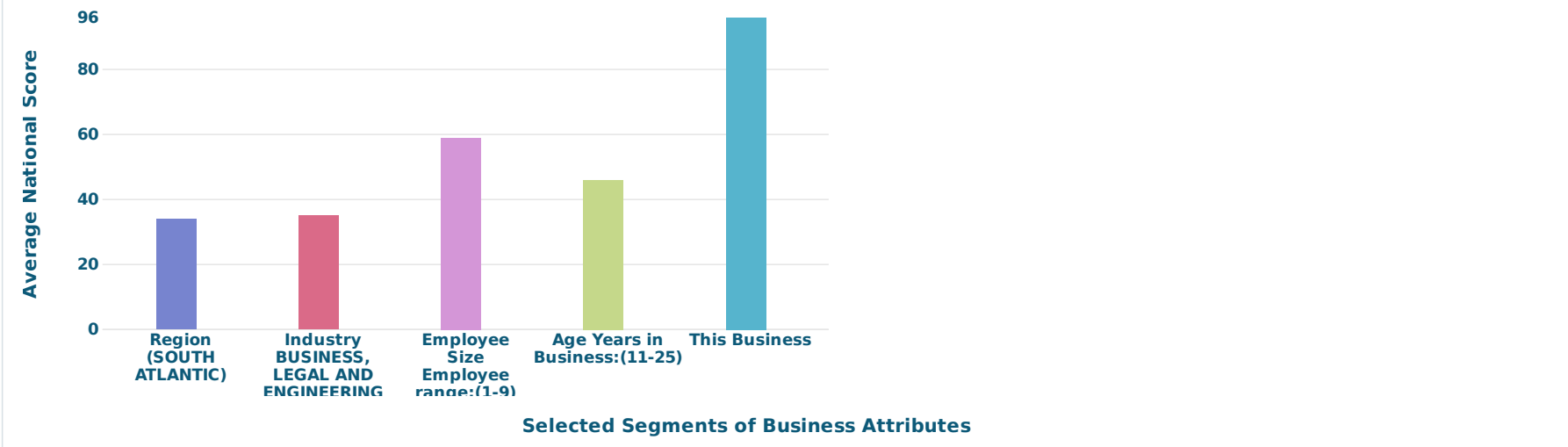
DELINQUENCY SCORE FORMERLY COMMERCIAL CREDIT SCORE

• Higher risk industry based on delinquency rates for this industry

Level of Risk Low	Raw Score 603	Probability of Delinquency 1.07 %	Compared to Businesses in D&B Database 10.2 %	Class 1
------------------------------------	--------------------------------	--	--	--------------------------



BUSINESS AND INDUSTRY COMPARISON



Norms	National %
This Business	96
Region:(SOUTH ATLANTIC)	34
Industry:BUSINESS, LEGAL AND ENGINEERING SERVICES	35
Employee range:(1-9)	59
Years in Business:(11-25)	46

D&B PAYDEX

When weighted by amount, Payments to suppliers average days_beyond_terms

D&B 3 MONTH PAYDEX

Based on payments collected 3 months ago.
When weighted by amount, Payments to suppliers average ON TERMS

- High risk of late payment (Average 30 to 120 days beyond terms)
- Medium risk of late payment (Average 30 days or less beyond terms)
- Low risk of late payment (Average prompt to 30+ days sooner)

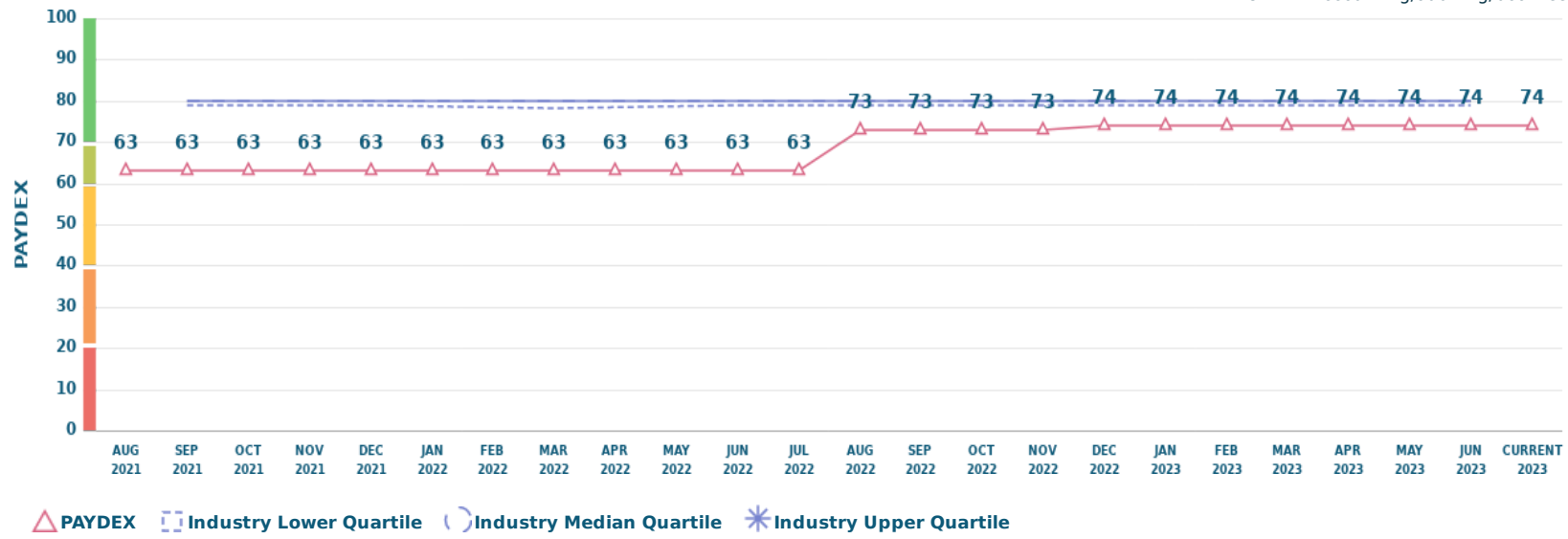
Industry Median: 80
Equals Pays On Time

- High risk of late payment (Average 30 to 120 days beyond terms)
- Medium risk of late payment (Average 30 days or less beyond terms)
- Low risk of late payment (Average prompt to 30+ days sooner)

Industry Median: 80
Equals Pays On Time

Business and Industry Trends

8721 - Accounting/auditing/bookkeeping



D&B RATING

Current Rating as of 09/05/2014

Special Rating

-- : Undetermined

Trade Payments

TRADE PAYMENTS SUMMARY (Based on 24 months of data)

Overall Payment Behaviour

9
Days Beyond Terms

Highest Now Owing:

US\$ 0

% of Trade Within Terms

63%

Total Trade Experiences:

4
Largest High Credit:
US\$ 250
Average High Credit:
US\$ 133

Highest Past Due

US\$ 0

Total Unfavorable Comments :

0
Largest High Credit:
US\$ 0

Total Placed in Collections:

0
Largest High Credit:
US\$ 0

D&B PAYDEX




When weighted by amount, Payments to suppliers average days_beyond_terms

- High risk of late payment (Average 30 to 120 days beyond terms)
- Medium risk of late payment (Average 30 days or less beyond terms)
- Low risk of late payment (Average prompt to 30+ days sooner)

Industry Median: 80
Equals Pays On Time

D&B 3 MONTH PAYDEX



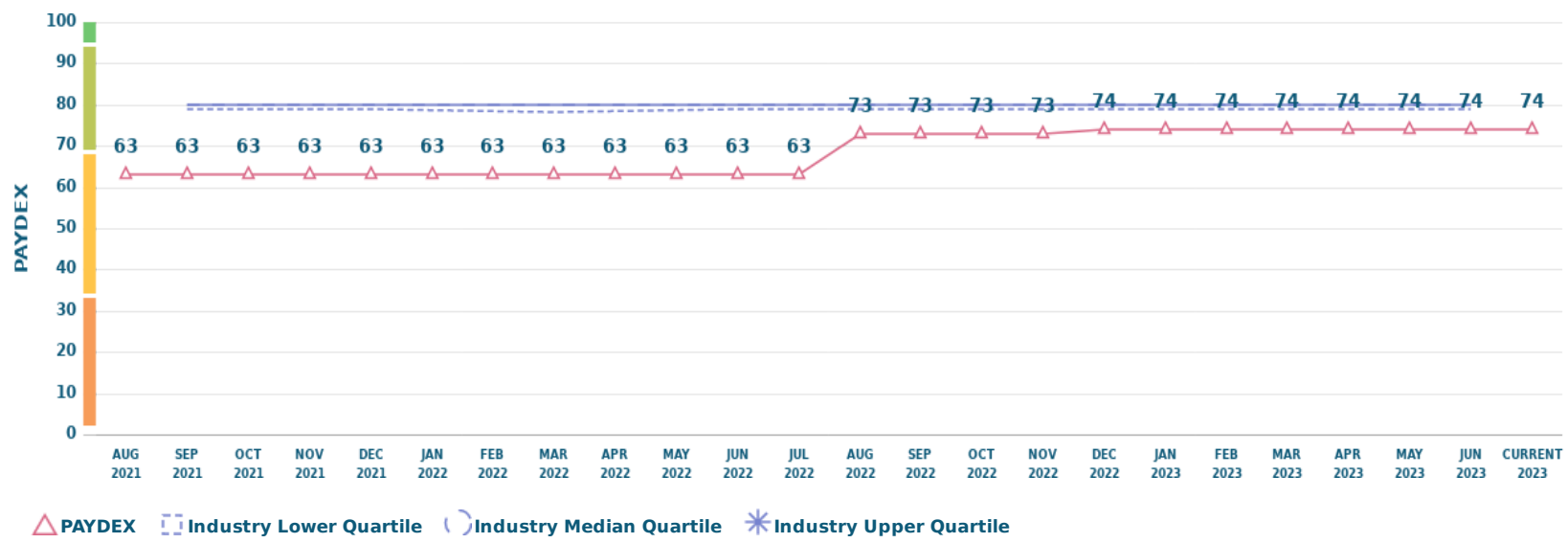
Based on payments collected 3 months ago.
When weighted by amount, Payments to suppliers average ON TERMS

- High risk of late payment (Average 30 to 120 days beyond terms)
- Medium risk of late payment (Average 30 days or less beyond terms)
- Low risk of late payment (Average prompt to 30+ days sooner)

Industry Median: 80
Equals Pays On Time

BUSINESS AND INDUSTRY TRENDS

Based on 24 months of data



	8/21	9/21	10/21	11/21	12/21	1/22	2/22	3/22	4/22	5/22	6/22	7/22	8/22	9/22	10/22	11/22	12/22	1/23	2/23	3/23	4/23	5/23	6/23	Current 2023	
This Business	63	63	63	63	63	63	63	63	63	63	63	63	73	73	73	73	74	74	74	74	74	74	74	74	74
Industry Quartile																									
Upper	-	80	-	-	80	-	-	80	-	-	80	-	-	80	-	-	80	-	-	80	-	-	80	-	-
Median	-	80	-	-	80	-	-	80	-	-	80	-	-	80	-	-	80	-	-	80	-	-	80	-	-
Lower	-	79	-	-	79	-	-	78	-	-	79	-	-	79	-	-	79	-	-	79	-	-	79	-	-

TRADE PAYMENTS BY CREDIT EXTENDED (Based on 12 months of data)

Range of Credit Extended (US\$)	Number of Payment Experiences	Total Value	% Within Terms
100,000 & over	0	US\$ 0	0
50,000 - 99,999	0	US\$ 0	0
15,000 - 49,999	0	US\$ 0	0
5,000 - 14,999	0	US\$ 0	0
1,000 - 4,999	0	US\$ 0	0
Less than 1,000	3	US\$ 400	87

TRADE PAYMENTS BY INDUSTRY (BASED ON 24 MONTHS OF DATA)

[Collapse All](#) | [Expand All](#)

Industry Category-	Number of Payment Experiences	Largest High Credit (US\$)	% Within Terms (Expand to View)	1 - 30 Days Late (%)	31 - 60 Days Late (%)	61 - 90 Days Late (%)	91 + Days Late (%)
▼59 - Miscellaneous Retail	1	50	0	0	0	100	0
5943 - Ret stationery	1	50	0	0	0	100	0
▼99 - Nonclassifiable Establishments	2	250	100	0	0	0	0
9999 - Nonclassified	2	250	100	0	0	0	0

TRADE LINES

Date of Experience	Payment Status	Selling Terms	High Credit (US\$)	Now Owes (US\$)	Past Due (US\$)	Months Since Last Sale
05/23	Pays Promptly	-	250	0	0	Between 6 and 12 Months
05/23	Pays Promptly	-	100	0	0	Between 4 and 5 Months
04/23	-	Cash account	50	0	0	1
09/21	Pays Slow 90+	-	50	0	0	Between 6 and 12 Months

OTHER PAYMENT CATEGORIES

Other Payment Categories	Experience	Total Amount
Cash experiences	1	US\$ 50
Payment record unknown	0	US\$ 0
Unfavorable comments	0	US\$ 0
Placed for collections	0	US\$ 0
Total in D&B's file	4	US\$ 450

Accounts are sometimes placed for collection even though the existence or amount of the debt is disputed. Payment experiences reflect how bills are met in relation to the terms granted. In some instances payment beyond terms can be the result of disputes over merchandise, skipped invoices etc. Each experience shown represents a separate account reported by a supplier. Updated trade experiences replace those previously reported.

Corporate Linkage

OWNERSHIP

This company is a **Global Ultimate, Domestic Ultimate, Headquarters.**

Global Ultimate, Domestic Ultimate
Global Fg Enterprises LLC
United States
D-U-N-S Number: 07-953-7396

BRANCHES

LOCATION: All

Company Name	City, State, Country	D-U-N-S® NUMBER
Global Fg Enterprises LLC	Corona, CA, United States Of America	07-953-9023

AFFILIATES

LOCATION: All

Company Name	City, State, Country	D-U-N-S® NUMBER
Global Fg Enterprises LLC	Corona, CA, United States Of America	07-953-9023

Legal Events

The following Public Filing data is for information purposes only and is not the official record. Certified copies can only be obtained from the official source.

Bankruptcies	Judgements	Liens	Suits	UCCs
No	0 Latest Filing: -	0 Latest Filing: -	0 Latest Filing: -	0 Latest Filing: -

D&B has not received any Public Filings for this company

Special Events

There are no Special Events recorded for this business.

Financials - D&B

A detailed financial statement is not available from this company for publication.

A detailed financial statement is not available from this company for publication.

D&B currently has no financial information on file for this company

Company Profile

COMPANY OVERVIEW

D-U-N-S

07-953-7396

Legal Form

Corporation (US)

History Record

Clear

Business Commenced On

2007

Ownership

Not publicly traded

Mailing Address

UNITED STATES

Telephone

+1 678 935 6101

Present Control Succeeded

2007

SIC

8721

NAICS

541219

Employees

4 (3 here)

Age (Year Started)

16 Years (2007)

Named Principal

Clarence Hester, PRESIDENT

Line of Business

Accounting/auditing/bookkeeping



BUSINESS REGISTRATION

No business registration attached to this DUNS

PRINCIPALS

Officers

CLARENCE HESTER, PRESIDENT

Directors

THE OFFICER(S)

COMPANY EVENTS

The following information was reported on: 05/13/2023

A search with the Georgia Secretary of State showed an active charter for the business Global FG Enterprises LLC. Registration date was May 12, 2007 through Registration No. 07040515.

Business started 2007.

CLARENCE HESTER. Antecedents not available.

BUSINESS ACTIVITIES AND EMPLOYEES

The following information was reported on: 05/13/2023

Business Information

Description Provides accounting, auditing and bookkeeping services (50%). Provides management services, specializing in business management (50%).

Terms are undetermined. Sells to commercial concerns. Territory : United States.

Employees 4. 3 employed here.

Financing Status Unsecured

Facilities Occupies in building.

Related Concerns

SIC/NAICS Information

Industry Code	Description	Percentage of Business
8721	Accounting/auditing/bookkeeping	-
87210000	Accounting, auditing, and bookkeeping	-
87410100	Business management	-

NAICS Codes	NAICS Description
541219	Other Accounting Services
561110	Office Administrative Services

GOVERNMENT ACTIVITY

Activity Summary

Borrower(Dir/Guar)	No
Administrative Debt	No
Contractor	No
Grantee	No
Party excluded from federal program(s)	No

Your Information

Record additional information about this company to supplement the D&B information.

Note: Information entered in this section will not be added to D&B's central repository and will be kept private under your user ID. Only you will be able to view the information.

In Folders: [View](#)

Account Number

Endorsement/Billing Reference *

Sales Representatives

terisahm@hotmail.com

Credit Limit

Total Outstanding

0

0

Audit Trail [?](#)

Text

[Timeline](#)

From : Jul-21

To : Jul-23

Date/Time of the Event	Event Name	Triggered By	Message
07/04/2023 08:39 PM	Credit Report Pulled	Teri Sahm	The credit report was pulled
07/04/2023 08:38 PM	Credit Report Pulled	Teri Sahm	The credit report was pulled
07/04/2023 08:37 PM	Credit Report Pulled	Teri Sahm	The credit report was pulled

Federal Information

REPORTED U.S. GOVERNMENT CONTRACT ACTIONS

No government activity has been found in this section.

REPORTED FEDERAL LOANS AND LOAN GUARANTEES

No government activity has been found in this section.

CLAIMS, FEES, FINES, OVERPAYMENTS, PENALTIES AND OTHER MISC. REPORTED DEBTS TO FEDERAL AGENCIES

No government activity has been found in this section.

REPORTED PARTY EXCLUDED FROM FEDERAL PROGRAM(S)

No government activity has been found in this section.

REPORTED U.S. GOVERNMENT GRANT AWARDS

No government activity has been found in this section.

Last Login : 06/16/2023 07:12:39 PM

©Dun & Bradstreet, Inc. 2005-2023. All rights reserved

[Privacy Policy](#) | [Terms of Use](#) | [US Government Employee Disclaimer](#)